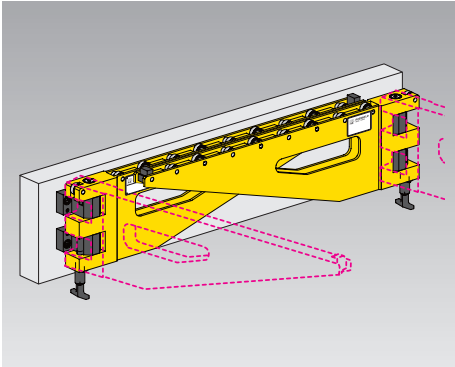


Carrying Consoles, Swivelling to the Left and Right
for easy and efficient die change on the press bed
load per pair 10 to 60 kN



Advantages

- Safe handling of heavy dies with ease
- Less downtime by easy and efficient die change
- High-quality, shock-resistant coating
- High load
- Low space requirement due to swivelling carrying consoles

Application

Carrying consoles allow a safe, effort and time-saving change or transport of heavy dies.

Description

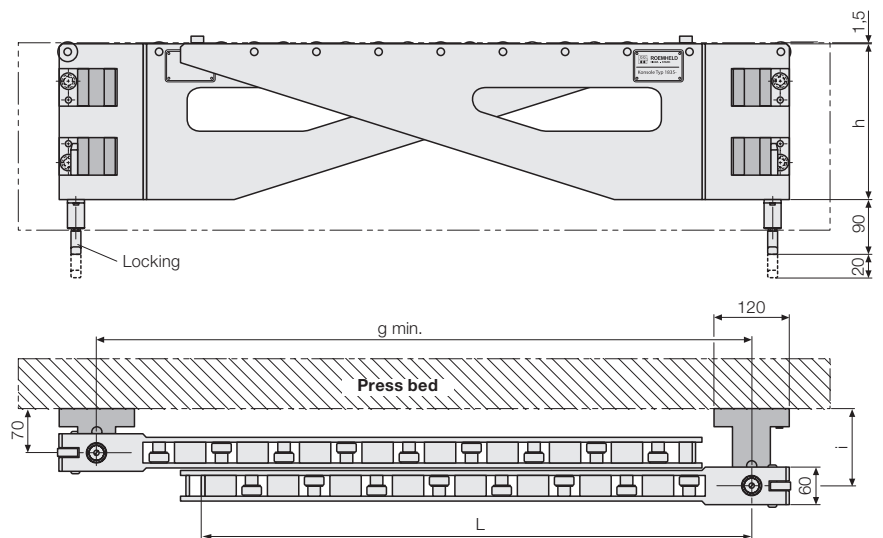
This console is permanently fixed to the press bed and can be swivelled into the die changing position.

This type is particularly recommended when the available space in front of the press bed is limited, or if removal and intermediate storage of the console is not possible or wanted.

The die is loaded onto the consoles using a crane or a forklift truck.

The carrying rollers consist of high-strength hardened needle bearings. The end stop can be bypassed in one direction.

The surface is provided with a shock-resistant coating in RAL1004, golden yellow.



The carrying consoles can be swivelled to the left and right

Swivelling carrying consoles are supplied in pairs with pre-mounted holders, ready for connection.

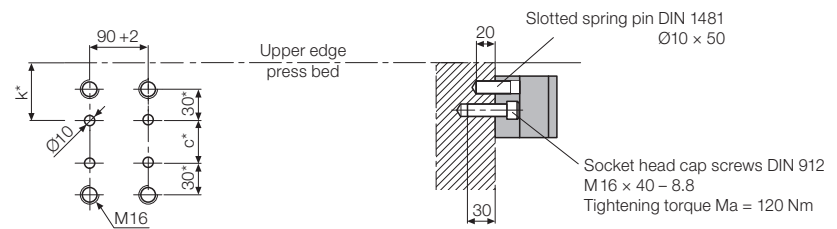
Special designs and double-swivel carrying consoles are available on request.

Delivery

2 carrying consoles (left and right side)

4 holders (pre-mounted)

Hole pattern for holders



* Tolerance: ± 0.1 mm

Application example



Swivelling carrying consoles on a press

Technical data

Load (pair) [kN]	Support length L [mm]	Dimensions [mm]					Weight (pair) [kg]	Part no. (pair)
		c ±0.1	g	h	i	k ±0.1		
10	500	20	550	200	125	91.5	46	8 1835 1001
10	1000	70	1050	250	125	91.5	74	8 1835 1002
20	1000	120	1050	300	125	91.5	85	8 1835 1003
20	1250	170	1300	350	125	91.5	108	8 1835 1004
40	1000	210	1050	450	130	121.5	130	8 1835 1105
40	1250	260	1300	500	130	121.5	160	8 1835 1106
60	1000	310	1050	550	130	121.5	165	8 1835 1107
60	1250	460	1300	700	130	121.5	230	8 1835 1108