



Die Changing Cart RW 500/RWA500

manually movable, without and with integrated auxiliary drive,
with safety docking station, max. load capacity 500 kg



Die changing cart RW 500

Die changing cart RWA500 with auxiliary drive

Advantages

- Time-saving die change
- Material gentle transport
- Precise positioning thanks to automatic docking station
- Version with battery-powered auxiliary drive
- Protection of dies from falling by inserted and secured front bar and side bars
- High safety thanks to docking hooks and lowerable ball bars
- Exact height adjustment by precision lowering
- Safe positioning of the cart with pedal parking brake
- 2 table sizes and 5 lifting ranges

Application

Die changing carts RW/RWA 500 facilitate the handling of medium-weight dies and enable dies weighing up to 500 kg to be safely transported in a way that saves effort and time.

Die changing cart RW500 is moved manually; the RWA500 versions also have a battery-powered auxiliary drive.

All cart types are specifically designed for pressing and punching dies as well as for injection and casting moulds.

Description

Die changing cart RW 500 is moved manually; for added convenience, the RWA500 version is equipped with a battery-powered auxiliary drive for easier transportation.

The changing table is equipped with ball inserts that make it easier to insert the dies manually. The height of the table can be adjusted via a hydraulic lifting column using a foot pedal.

Safety devices

Insertable safety bars on the die changing table secure the die on all sides from falling during transport.

For transport, the centre of gravity of the load must be positioned in the centre of the cart and the lifting columns must be completely lowered.

During transport, the balls in the changing table are always lowered and the die is secured against slipping.

Safety docking station

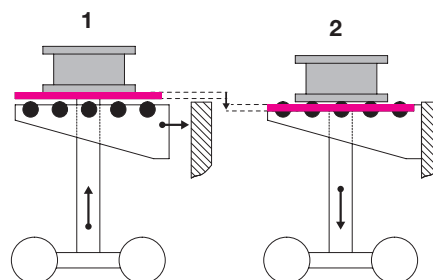
The docking hooks (2 pieces included in our delivery) for mounting on the changing or press bed (accessory) ensure precise locking of the die changing cart. Ball inserts are lifted by successful docking to the press bed. The die weight is supported entirely at the press bed.

1. Transport

- Lifting column extended
- Ball inserts lowered
- Die on table plate

2. Docking

- Lifting column lowered
- Ball inserts lifted
- Die on ball inserts



Version with safety docking station and ball table

Version with auxiliary drive

All elements of the auxiliary drive are integrated in the front axle: the electric motor including gear, long-life batteries with high energy density and a power control for optimum control of the motor.




Drive wheel

An integrated level compensation ensures an optimum contact pressure of the drive wheel on the hall floor.

A cover protects the drive against jolts and splash water. The high drive torque of the electric motor (17 Nm/20 daN) facilitates considerably the movement of the changing cart.

The ergonomic handle consists of two solid handles; speed and direction of the drive can be controlled by means of a rotary toggle on the right handle.



On/off switch and battery charger status indicator in the work area

Rotary toggle (speed, forward/backward)

Application example



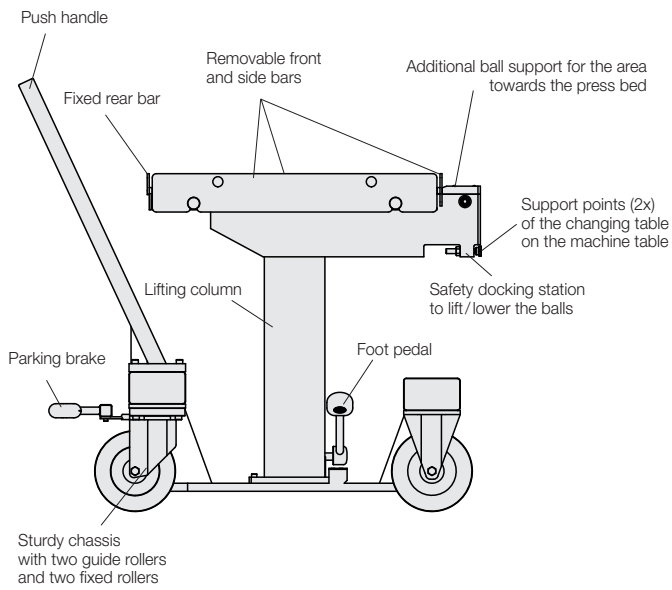
Application: die changing cart RW 500 with ball table on a Bruderer punching machine.

Die Changing Cart RW 500

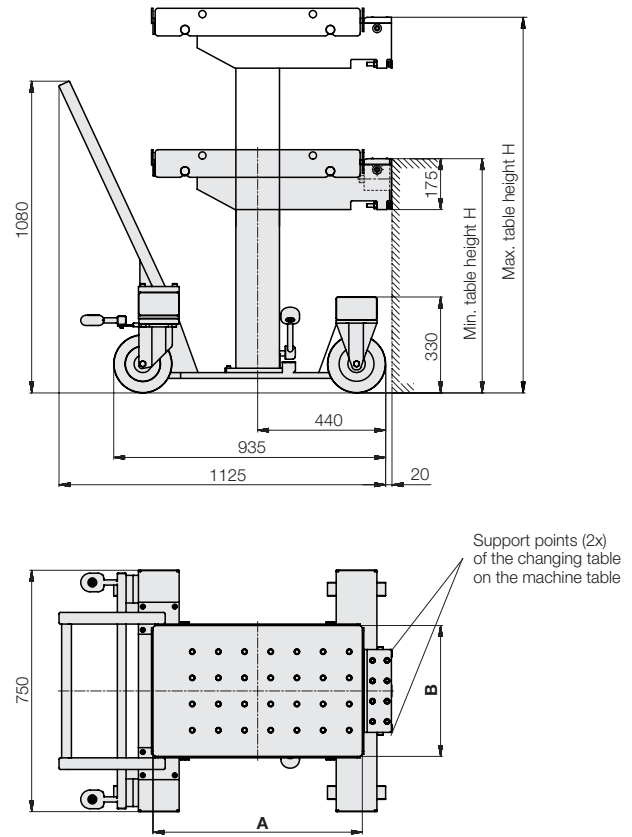
Technical Data • Dimensions

Die changing cart RW 500

Design



Dimensions



Delivery:

- Changing carts
- Changing table with ball casters
- Safety docking station
- Docking hooks (2 pcs.) for the press bed
- Insertable side and front bars
- Auxiliary drive can be retrofitted

Docking hooks (1 set = 2 pcs.) extra

Part no. 789130001

Technical data

Max. load capacity: 500 kg

Total stroke	[mm]	200	300	400	500	600
Usable stroke	[mm]	140	240	340	440	540
Min. table height H	[mm]	540	620	720	820	920
Max. table height H	[mm]	680	860	1060	1260	1460

Part no.

Table size A × B 720 × 720	889130100	889130101	889130102	889130112	889130113
Table size A × B 720 × 450	889130103	889130104	889130105	889130114	889130115

Versions as per customer's request

- Individual dimensions of table size
- Individual ball spacing
- Height adaptor for adjusting the stroke range
- Widened lateral die guide
- Lateral separator plates, can be lowered

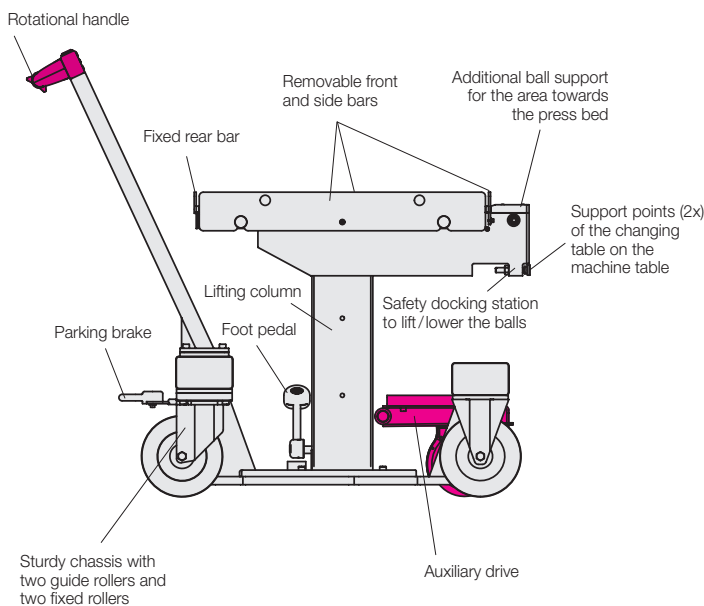
Please contact us.

Accessories

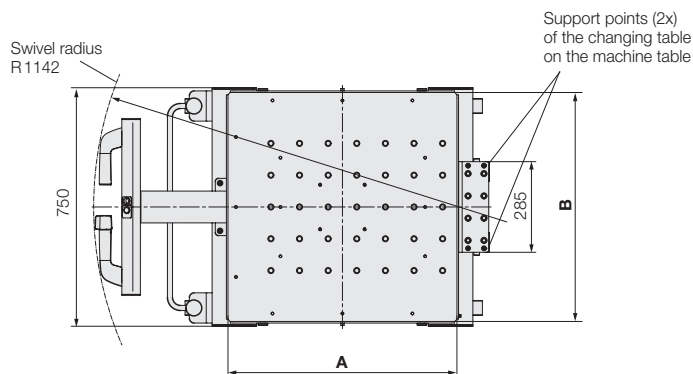
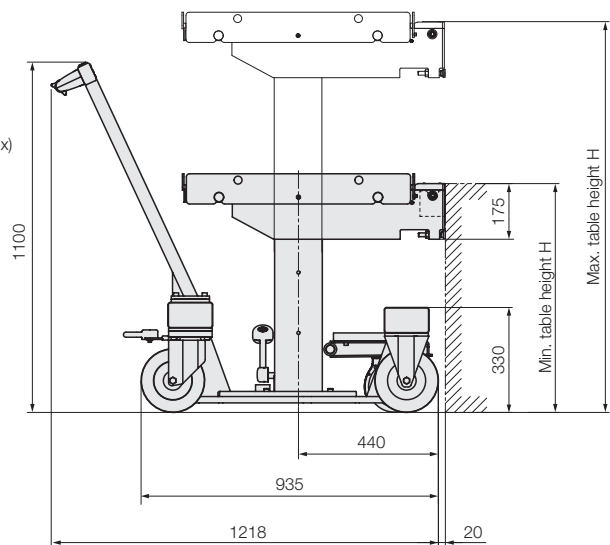
see page 4

Die changing cart with auxiliary drive RWA500

Design



Dimensions



Delivery:

- Changing cart with auxiliary drive
- Battery charger (Type S, Type S_US or Q selectable)
- Changing table with ball casters
- Safety docking station
- Docking hooks (2 pcs.) for the press bed
- Insertable side and front bars

Docking hooks (1 set = 2 pcs.) extra

Part no. 789130001

Accessories

see page 4

Technical data

Max. load capacity: 500 kg

Total stroke	[mm]	200	300	400	500	600
Usable stroke	[mm]	140	240	340	440	540
Min. table height H	[mm]	540	620	720	820	920
Max. table height H	[mm]	680	860	1060	1260	1460

Part no.

Table size A x B 720 x 720	889130106X	889130107X	889130108X	889130116X	889130117X
Table size A x B 720 x 450	889130109X	889130110X	889130111X	889130118X	889130119X

Battery charger

The versions with auxiliary drive (RWA) are delivered with a battery charger. Choose from **Type S**, **Type S_US** or **Type Q**. Both battery chargers can be ordered as an accessory (see page 4).

Battery charger selection

Standard 1.8 A	= S
US version 1.8 A	= S_US
Quick 4.0 A	= Q

Technical data auxiliary drive

Running performance	[km]	2 with full load 5 with average load
Displacement speed	[km/h]	2 forward 1 backward
Charging time (approx. 90 %)	[h]	1.5 to 3 (depending on the battery charger)
Battery		24 V DC, Ni-MH, 140 Wh (6 Ah)

Versions as per customer's request

- Individual dimensions of table size
- Individual ball spacing
- Height adaptor for adjusting the stroke range
- Widened lateral die guide
- Lateral separator plates, can be lowered

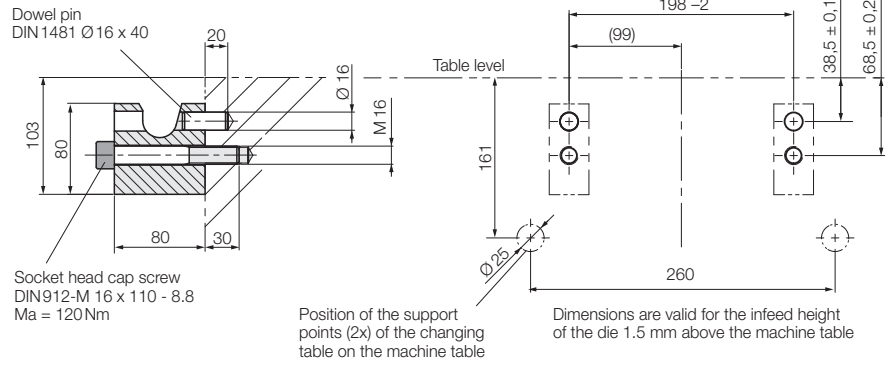
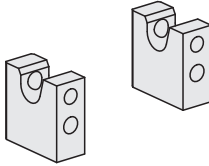
Please contact us.

Docking hooks

Docking hooks ensure precise locking of the die changing cart on the press bed. The ball bars are lifted by successfully docking both hooks, allowing the die to slide onto the machine table with minimal resistance.


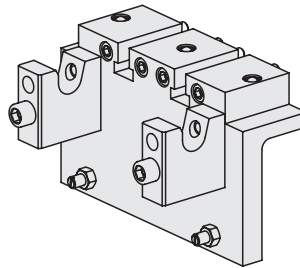
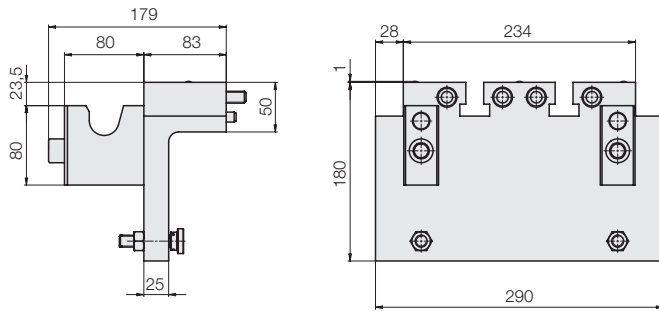
(1 set = 2 pcs.)

Part no. 789130001



Adaptor plate with docking hooks

Part no. 789130012



Docking hook screwed to a modified adapter plate

Battery chargers

Type S = Standard 1.8 A

100 ... 230 V AC, 50 / 60 Hz

Charging time 3 h (approx. 90 %)

two-piece with small device plug coupling C7
incl. mains cable on plug type C

Part no. 789130013

Type Q = Quick battery charger 4.0 A

230 V AC, 50/60 Hz

Charging time 1.5 h (approx. 90 %)

one-piece, permanently wired to mains cable
with plug type C

Part no. 789130015

Type S_US = US version 1.8 A

120 V/60 Hz alternating current

two-part with small device plug coupling C7
incl. mains cable on plug type A

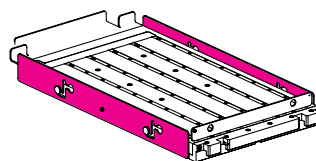
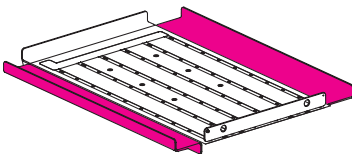
Part no. 789130056

Optional equipment for the changing table

(upon request)

- Widened lateral die guide

- Lateral separator plates, can be lowered



Without figure:

- Individual dimensions of table size
- Individual ball spacing
- Height adaptor for adjusting the stroke range